

NEXA | www.nexaexperience.com



THE SUV eBORN @ VITARA





CRAFTED FUTURISM

NEXA envisions a world where imagination and innovation converge, shaping a high-tech, purposeful, and inspiring future. Introducing e VITARA, Maruti Suzuki's First Electric SUV with the Crafted Futurism design language. It has a three-dimensional sculpted form with a Polyhedral composition lending the hi-tech adventurer a Polyhedral Muscular Stance with a futuristic design sense. This design philosophy unfolds across three major pillars, each reflecting our commitment to imagination and craftsmanship.



NEXPRESSION

Guiding the overall design aesthetic of the e VITARA, NEXpression features signature elements, like the iconic NEXtre' 3-Point Matrix LED DRLs with LED Projector Beam, NEXtre' 3-Point Matrix Rear Lamps, and the Futuristic NEXwave Front and Rear Fascia.

NEXTECH

Leading the overall innovation of this Electric SUV, NEXtech features the eBorn platform, the powertrain, safety, and performance, amongst other segment-first hi-tech features to cater to the evolving customer's aspirations.

NEXPERIENCE

Crafting the overall experience inside the e VITARA, NEXperience features comfort, convenience, and connectivity.

SUZUKI
DESIGN



SPARK YOUR eMAGINATION

Have you ever imagined your dream car? The one that sparks your emotions, ignites your aspirations and fuels your sense of adventure. Now, imagine that dream in motion. **In Electric. In an SUV.** In the form of a drive that quickens the heartbeat. Widens horizons. Stretches possibilities. Time blurs. The world shifts. And at that very moment, an SUV is eBorn. And you are not merely driving it. You are living the reality you have always imagined.

Introducing Maruti Suzuki's First Electric, e VITARA, the SUV eBorn.

NEX
PRESSION



POLYHEDRAL MUSCULAR STANCE

EXTERIOR DESIGN

At first glance, it feels like a glimpse into the future. Then, with a second look, it reveals its secret – a Futuristic NEXwave Front Fascia. By the third look, you're drawn towards its Polyhedral Muscular Stance and sharp polygonal embrace. Every line speaks of purpose, sculpted with intent, raring to command the roads. This is not merely an electric SUV but a new perspective on the journey ahead.



NEXTRE[®] 3-POINT MATRIX LED DRLS



18" AERODYNAMIC ALLOYS



DUAL TONE APPEARANCE



FUTURISTIC NEXWAVE FRONT FASCIA



NEXTRE 3-POINT MATRIX REAR LAMPS



SCULPTED 3D APPEARANCE



DIGITAL COCKPIT EXPERIENCE

INTERIOR DESIGN

Step inside, and you're immediately immersed in an experience that sparks your imagination. The Digital Cockpit isn't just a cabin, it's a personal sanctuary, meticulously designed for you. Every detail invites you to indulge in the Soft-Touch Premium Dual-Tone Interiors, while the Quadruple Vertical AC Vents exude an air of sophistication. The Plush Door Armrest crafted with breathable Melange fabric, completes a design that radiates luxury and exclusivity. The ambiance seamlessly blends comfort with innovation, where tranquility flows into dynamic energy. This isn't just an interior, it's an invitation to lose yourself in a world that stirs your senses, ignites your dreams, and wraps you in pure luxury, where your imagination can soar.



SUNROOF WITH FIXED GLASS



TWINDECK FLOATING CONSOLE WITH SHIFT-BY-WIRE



AMBIENT LIGHTING WITH MULTI COLOR ILLUMINATION

EXPERIENTIAL DESIGN

Designed for modern living. Crafted for effortless convenience, customisation, and connectivity. Engineered to feel both familiar and visionary. Stay in tune with your surroundings while immersed in your favourite song. It's a space where futuristic tech matches your contemporary lifestyle. It's like a home away from home where you have customisable screens. It's intuitive, seamless, and sophisticated. It's an experience designed to engage, entertain, and empower your imagination on every journey.



WIRELESS CHARGER



10.25" MULTI-INFORMATION DISPLAY




10.11" SMARTPLAY X WITH WIRELESS CONNECTIVITY



7 SPEAKER AUDIO WITH INFINITY PREMIUM SOUND




INTEGRATED DIGITAL DISPLAY



PLATFORM TECH


The HEARTECT-e platform is a ground-up design that blends performance, efficiency, and innovation. Every curve, every line, and every detail is optimized for performance and space. It features a High Capacity Battery with 120 Lithium ion cells, delivering exceptional range and reliability in extreme temperatures ranging from -30°C to 60°C. The Long Wheelbase, flat floor, and High Tensile Steel Strength body made of over 50% high tensile steel and over 9% ultra-high tensile steel ensure a smooth, stable ride without compromise. The smart integrated 3-in-1 component called eAxle offers instant torque and a compact design. The eVITARA is equipped with a Twindeck Floating Console with Shift-by-Wire technology, delivering a smooth, intuitive, and responsive driving experience. Every detail is meticulously crafted to maximize space and deliver a driving experience beyond imagination.



HIGH CAPACITY BATTERY




eAXLE



HEARTECT - e

UNIQUE AERODYNAMIC SILHOUETTE



MOTION TECH

The eVITARA is designed with advanced aerodynamics, ensuring enhanced efficiency and performance. From the 18-inch aerodynamic alloys to the Adaptive Grille Shutter, every curve and contour is meticulously sculpted to reduce drag, optimize airflow, and enhance energy efficiency. The aerodynamic design of the vehicle maintains a sleek, dynamic presence on the road while enhancing the vehicle's range. The eVITARA not only cuts through the wind but your imagination too.



SMART GRILLE WITH ADAPTIVE SHUTTERS



18" AERODYNAMIC ALLOYS



ROOF END SPOILERS



UNDERBODY COVER



PERFORMANCE TECH

Experience electrifying acceleration with the e VITARA, featuring Eco, Normal, and Sports modes for tailored driving. Eco mode extends range, Normal mode balances performance, and Sports mode offers quick power. The e VITARA also comes with a Snow Mode, which helps improve traction in winter conditions, providing better control. The Regen Boost technology enhances control, while single-pedal driving makes city traffic hassle-free. Its minimal turning radius and High Body Torsional Rigidity ensure smooth, stable handling, even in tight spaces. The eVITARA blends comfort, precision, and power for a driving experience that fuels your imagination.



DRIVE MODE



SNOW MODE



MINIMUM TURNING RADIUS

BATTERY TECH

This electric SUV is powered by a High Capacity Battery, delivering impressive range and exceptional energy density. The advanced battery design ensures responsive acceleration and longer battery life, providing a dynamic driving experience. Equipped with an Advanced Thermal Management System, including a low-ion coolant, it maintains optimal performance even under extreme conditions. The Battery Shield acts as an energy absorber, reinforcing the battery's structural integrity and ensuring safety from side impact. Rigorous safety tests, including Nail Penetration, Compression, and Water Submergence (IP67 rating), validate its resilience to impact, pressure, and water exposure.


The result is a battery that combines efficiency, reliability, and durability for a truly safe driving experience.



EXTREME HEAT



EXTREME COLD



HIGH CAPACITY BATTERY



ADAS LEVEL 2
AUTOMATIC EMERGENCY BRAKING

DRIVING ASSISTANCE TECH

The e VITARA is equipped with an Advanced Driver Assistance System (ADAS Level 2), setting a new benchmark for safety and convenience. This cutting-edge system features Adaptive Cruise Control, Lane-keeping Assist, and Rear Cross-traffic Alert, delivering a semi-autonomous driving experience that enhances both safety and ease. Active Cornering Control optimises stability during turns, while the Multi Collision Braking helps prevent additional impacts after an initial collision. With continuous road monitoring, this technology offers real-time assistance, ensuring a smoother, safer, and more efficient drive just like how you have always imagined your electric SUV to be.



LANE KEEP ASSIST



LANE DEPARTURE PREVENTION



ADAPTIVE CRUISE CONTROL



ADAPTIVE HIGH BEAM SYSTEM



BLIND SPOT MONITORING



REAR CROSS TRAFFIC ALERT

SAFETY TECH

The eVITARA is designed for unparalleled safety, featuring 7 airbags, including an additional Driver Knee Airbag, creating a protective cocoon for all occupants. It also offers All Wheel Disc Brakes and a Brake Hold function for superior control and convenience, especially on inclines. Crafted from High Tensile Strength Steel, the eVITARA ensures exceptional durability and crash protection. The Tyre Pressure Monitoring System (TPMS) keeps you informed by continuously displaying tyre pressure. For enhanced visibility, the 360 View Camera provides a comprehensive perspective, while the Emergency Call with SOS Button offers quick access to help when needed. The Acoustic Vehicle Alarm System (AVAS) ensures pedestrians and cyclists are aware of your presence, enhancing safety for all.



HIGH TENSILE STEEL STRENGTH



TYRE PRESSURE MONITORING SYSTEM



360 VIEW CAMERA



FRONT AND REAR PARKING SENSORS




ELECTRONIC PARKING BRAKE



BRAKE HOLD

7 AIRBAGS
(WITH ADDITIONAL KNEE AIRBAG)





NEX
PERIENCE

*This will be replaced with the still shoot

EXPERIENCE COMFORT

The e Vitara's extended wheelbase sets a new standard in comfort and stability, gliding smoothly over roads with perfect weight distribution. The MacPherson Strut Front Suspension and Rear 3-Link Independent Suspension enhance handling, absorbing vibrations for a serene ride. The spacious cabin welcomes you with ventilated front-row seats and a 10-Way Power Adjustable Driver Seat for a customized experience. Rear passengers enjoy sliding and reclining seats for added flexibility. An Acoustic Windshield with IR Cut ensures quiet comfort, while flexible boot space completes this fusion of ease, elegance, and boundless imagination.



VENTILATED SEATS



10 WAY POWER ADJUSTABLE DRIVER SEAT



SLIDING AND RECLINING REAR SEATS



40-20-40 REAR SEAT



ACOUSTIC WINDSHIELD WITH IR CUT



FLEXIBLE BOOT SPACE



LONG WHEELBASE FOR SPACIOUS CABIN

SUZUKI CONNECT APP FOR EV



EXPERIENCE CONNECTIVITY

Imagine staying seamlessly connected to your e VITARA, whether you're behind the wheel or miles away. With Suzuki Connect's remote connectivity, your imagination becomes reality.

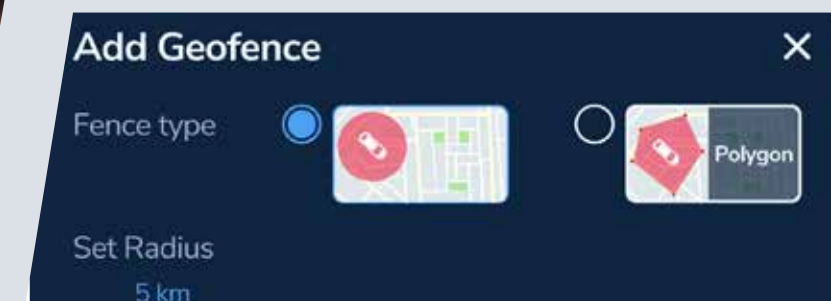
Access your vehicle's multimedia, monitor its health, and ensure its safety and security, all at your fingertips. Track its journey, observe its travels, and even review the driving behaviour, in case someone else is driving your car, all through the intuitive Suzuki Connect app on your Smartphone or Smartwatch. With just a simple touch, your e VITARA is always within reach, blending convenience and control in perfect harmony.



SMART WATCH CONNECTIVITY



MULTIMEDIA



GEO FENCING



VEHICLE STATUS AND ALERTS

‘e’ FOR ME

Introducing ‘e’ from Maruti Suzuki. It is not just an ecosystem but a holistic range of electric eco-solutions, all designed to revolutionize the world for me. The me that exists in each one of us.

The me that wants to make the world a better place. The me that seeks, creates, and inspires. And ‘e’ is for me. It is the technology that adapts to my needs, the infrastructure that evolves for me, and a comprehensive range of eco-solutions centered around me. From seamless charging solutions to on-demand services and dedicated expert guidance, ‘e’ is here to make a tangible difference, drive change, and redefine the future - just for me.



e HOME CHARGER



e FAST CHARGER




SERVICE ON WHEELS



APP





PRIME CELESTIAL BLUE

ARCTIC WHITE DUAL TONE

KHAKI GREEN DUAL TONE

SPLENDID SILVER DUAL TONE

OPULENT RED DUAL TONE

SPLENDID SILVER

ARCTIC WHITE

GRANDEUR GREY

BLUISH BLACK

OPULENT RED



IMAGINE A LIFESTYLE LIKE NO OTHER

Imagine a long weekend road trip that unfolds like a quiet story, where the world stretches wide and still before you. The hum of the motor fades into the gentle pulse of an electric drive. Whether you're winding through the embrace of nature or simply enjoying the smooth rhythm of the open road, this electric SUV is more than a vehicle. It becomes a companion, awakening something deeper within. An unspoken spark. A whisper of possibility. It's not just a car. It's the key that unlocks the boundless journey of your imagination.

TECHNICAL SPECIFICATIONS & FEATURES	DELTA	ZETA	ALPHA
DIMENSIONS & WEIGHT			
Length (mm)		4275	
Width (mm)		1800	
Height (mm)		1640	
Wheelbase (mm)		2700	
Ground Clearance (Unladen-mm)		185	
Minimum Turning Radius (m)		5.2	
Seating Capacity (nos)		5	
Kerb Weight (Kg)		1725-1815	
Gross Vehicle Weight (Kg)		2180-2250	
BATTERY			
Battery Type		Lithium ion	
Battery Capacity (kWh)	48.8	61.1	
AC Charger Maximum charging power (kW)		7	
DC Charger Maximum charging power (kW)		70	
MOTOR			
Type		Type - AC, synchronous Rotor - Permanent magnet Stator- Disturbed winding	
Max Power (kW)	105.8	128	
Max Torque (Nm)		192.5	
TRANSMISSION			
Type		eAxe (Single Speed Electric Drive)	
DRIVE			
Type		2WD	
SUSPENSION			
Front		MacPherson strut	
Rear		3-link Independent	
BRAKES			
Front		Ventilated disc brake	
Rear		Ventilated disc brake	
Parking		Electric	
WHEEL TYRE			
Tyre Size & Dimension		225/55 R18 (Aerodynamic Alloys)	
FEATURE SPECIFICATIONS	DELTA	ZETA	ALPHA
EXTERIOR			
NEXTre' 3-Point Matrix LED DRLs	✓	✓	✓
LED Projector Headlamps			
Auto Headlamps	✓	✓	✓
Auto Headlamp Levelling			✓
NEXTre' 3-Point Matrix Rear Lamps	✓	✓	
Follow-me Home Headlamps	✓	✓	✓
Fog Lamps			✓
18" Aerodynamic Alloys	✓	✓	✓
Dual Tone Appearance	✓		✓
Roof End Spoiler	✓	✓	✓
ORVM with Turn Indicator	✓	✓	✓
Rain Sensing Wipers	✓	✓	✓
INTERIOR			
Integrated Digital Display	✓	✓	✓
10.25" Multi Information Display	✓	✓	✓
Ambient Lighting with Multi Color Illumination	✓	✓	✓
10-Way Power Adjustable Driver Seat			✓
Advanced Avionics Front Seats			✓
Soft-Touch Premium Dual-Tone Interiors	Fabric	✓	Syn Leather + Fabric
Soft Touch Door Trim	✓	✓	✓
Quadruple Vertical AC Vents	✓	✓	✓
Plush Door Armrest			✓
Bespoke Steering	✓	✓	✓
Spot Map Lamp (Roof front)	✓	✓	✓
Glove Box Light	✓	✓	✓
Front Footwell Light	✓	✓	✓
LED Trunk Lamp	✓	✓	✓
Reading Lamp	✓	✓	✓
COMFORT & CONVENIENCE			
Sunroof with Fixed Glass			✓
Ventilated Seat			✓
PM 2.5 Filter Air Cabin Filter	✓	✓	✓
Wireless Charger		✓	✓
Front Armrest (with storage)	✓	✓	✓
Rear Charging USB Port (A & C Type)	✓	✓	✓
Front Charging USB Port (A & C Type)	✓	✓	✓
Adjustable Tilt & Telescopic Steering	✓	✓	✓
Steering Mounted Controls	✓	✓	✓
Keyless Entry	✓	✓	✓
Push Start/Stop Button	✓	✓	✓
Auto AC	✓	✓	✓
Rear AC Vents	✓	✓	✓
40 20 40 Rear Seat	✓	✓	✓
Sliding and Reclining Rear Seats	✓	✓	✓
Acoustic & IR Cut Windshield	✓	✓	✓
Power Windows (Auto Up/Down)	✓	✓	✓
Auto Folding ORVMs	✓	✓	✓
Electrically Foldable ORVMs	✓	✓	✓
Vanity Mirror (Driver + Co-driver)	✓		✓
Accessory Socket (Center console)			✓
Rear Center Armrest with Cup Holder	✓	✓	✓

FEATURE SPECIFICATIONS	DELTA	ZETA	ALPHA
INFOTAINMENT SYSTEM			
10.11" SmartPlay X with Wireless Connectivity	✓	✓	✓
Infinity Premium Audio	✓		✓
Speakers	✓	✓	✓
Sub-woofer & IP Speakers			✓
SAFETY & SECURITY			
7 Airbags	✓	✓	✓
360 View Camera			✓
Reverse Parking Camera		✓	
Front & Rear Parking Sensors	✓	✓	✓
Tyre-Pressure Monitoring System	✓	✓	✓
Electronic Stability Program (ESP)	✓	✓	✓
ABS with EBD and Brake Assist	✓	✓	✓
Electronic Parking Brake	✓	✓	✓
Brake Hold	✓	✓	✓
Front Seat Belt Height Adjuster	✓	✓	✓
Seat Belt Reminder - Lamp & Buzzer	✓	✓	✓
ISOFIX Child Seat Anchorage	✓	✓	✓
Day & Night Adjustable IRVM	✓	✓	✓
Speed Warning Buzzer	✓	✓	✓
Emergency Call with SOS Button	✓	✓	✓
DRIVE TECHNOLOGY			
Drive Mode Switch	✓	✓	✓
Snow Mode Switch	✓	✓	✓
Regen Boost	✓	✓	✓
ADAS			
Automatic Emergency Braking			✓
Lane Keep Assist			✓
Lane Departure Prevention			✓
Adaptive Cruise Control			✓
Adaptive High-Beam System			✓
Blind Spot Monitoring			✓
Rear Cross Traffic Alert			✓
Multi Collision Braking			✓
Active Corning Control			✓
Front Parking Assist System			✓
SUZUKI CONNECT			
SAFETY & SECURITY			
Emergency Notification & Calling	✓	✓	✓
Breakdown Notification	✓	✓	✓
Stolen Vehicle Notification and Tracking	✓	✓	✓
Tow - Away and Tracking	✓	✓	✓
Geo-Fence	✓	✓	✓
Time Fence	✓	✓	✓
Valet Alert	✓	✓	✓
TRIPS AND DRIVING BEHAVIOUR			
Leaderboard	✓	✓	✓
Trip Planning	✓	✓	✓
Trip Summary	✓	✓	✓
Driving Score & Behaviour	✓	✓	✓
Share Trip History	✓	✓	✓
Area Guidance	✓	✓	✓
Vehicle Location Sharing	✓	✓	✓
Find Charging Station	✓	✓	✓
ALERTS AND NOTIFICATIONS			
Overspeeding	✓	✓	✓
Seatbelt	✓	✓	✓
AC Idling	✓	✓	✓
Trip (Start &End)	✓	✓	✓
Low Range	✓	✓	✓
Dashboard View	✓	✓	✓
Parking Brake Status	✓	✓	✓
Charging Status and Notification	✓	✓	✓
Low Battery Notification	✓	✓	✓
REMOTE FUNCTIONS			
Remote Charging	✓	✓	✓
Schedule Charging	✓	✓	✓
Door Lock/Cancel Lock	✓	✓	✓
Hazard Light ON/OFF	✓	✓	✓
Headlight OFF	✓	✓	✓
AC ON/OFF	✓	✓	✓
Schedule AC	✓	✓	✓
Alarm	✓	✓	✓
Immobilizer Request	✓	✓	✓
Vehicle Health	✓	✓	✓
Smartwatch Connectivity	✓	✓	✓
Alexa Skill Connectivity4	✓	✓	✓
SUZUKI NAVIGATION APP			
Charging Station Search	✓	✓	✓
Spider Range	✓	✓	✓
Smart Trip planning (Auto add Charge Station)	✓	✓	✓
Trip Sync with Suzuki Connect	✓	✓	✓
2D/3D Map View	✓	✓	✓
CONNECTED DISPLAY			
Connected Service - Start/Stop	✓	✓	✓
Recall Notification	✓	✓	✓
Periodic Maintenance Notification	✓	✓	✓
Wallpaper Update	✓	✓	✓